


BUTT CANS

Yellow	Beige	Description
CEP-1202	CEP-1202BEI	2 gal. 12" x 28"
CEP-1205	CEP-1205BEI	5 gal. 12" x 33"



ULTRA SMOKING RECEPTACLES

Product Code	Description
CEP-1530	SmokeStop Only Cactus Green Top / Terra Cotta Base
CEP-1532	SmokeStop Only Beige
CEP-1533	SmokeStop Only Gray

- 1 CEP-1540 Nautical
- 2 CEP-1542 Nantucket
- 3 CEP-1554 Roman Column



Attractive designs compliment any office, factory, restaurant, hotel or resort.



DECORATIVE SAFE SMOKERS™

Product Code	Description	Dimensions	Weight
CEP-1212Beige	Safesmoker Hitching Post	12.5" base dia x 44.5" h	18 lbs.
CEP-1212Black	Safesmoker Hitching Post	12.5" base dia x 44.5" h	18 lbs.
CEP-1212Gray	Safesmoker Hitching Post	12.5" base dia x 44.5" h	18 lbs.
CEP-1213Beige	Safesmoker Classic	12.5" base dia. x 37" h	18 lbs
CEP-1213Black	Safesmoker Classic	12.5" base dia. x 37" h	18 lbs
CEP-1213Gray	Safesmoker Classic	12.5" base dia x 37" h	18 lbs.
CEP-1214Beige	Safesmoker Golf Traditions	12.5" base dia x 37" h	18 lbs
CEP-1214Black	Safesmoker Golf Traditions	12.5" base dia x 37" h	18 lbs.
CEP-1214Gray	Safesmoker Golf Traditions	12.5" base dia x 37" h	18 lbs.



ULTRA-SMOKESTOP SMOKING RECEPTACLES

Product Code	Description	Dimensions	Weight
CEP-1555	SmokeStop, Golf Ball Model	49" H x 14" D	12 lbs

- Golf Ball Model
- Polyethylene construction will not rust or corrode
 - Design minimizes smoke exit and water entry
 - Unique odor-absorbing and fire suppressing filter available
 - 4-gallon steel pail holds over 3,000 cigarettes — easily removed and cleaned



Attractive designs complement any office, factory, restaurant, hotel or resort

SAFETY RAIL PROTECTORS




Product Code	Description
CEP-C-1	Single Rail Application – 18" Column
CEP-C-2	Dual Rail Application – 42" Column
CEP-C-3	Triple Rail Application – 42" Column



(For rail dimensions, see graphic at right.)

		Dim. A	Dim. B	Dim. C
CEP-R-10	10' Rail	115-7/16"	120"	130"
CEP-R-9	9' Rail	103-7/16"	108"	118"
CEP-R-8	8' Rail	91-7/16"	96"	106"
CEP-R-7	7' Rail	79-7/16"	84"	94"
CEP-R-6	6' Rail	67-7/16"	72"	82"
CEP-R-5	5' Rail	55-7/16"	60"	70"
CEP-R-4	4' Rail	43-7/16"	48"	58"



NOTE: Add "-LO" to the model number for lift out rails and columns.

ULTRA SIDEWINDER CABLE PROTECTION SYSTEM

Product Code	Color	1-Ft. Ext. System	24-Ft. Ext. System
CEP-1800	BLK/YELLOW	1801	1820
CEP-1802	BLACK	1803	
CEP-1804	BROWN	1805	
CEP-1806	GRAY	1807	



- Protect Cords and Cables and Avoid Dangerous Tripping Hazards.
- 3- Foot Systems 40" L x 3" W x 3/4" tall (SMALL)
- 1- Foot Systems 12" L x 3" W x 3/4" tall (SMALL)
- 24-Foot Systems 292" L x 3" W x 3/4" tall (SMALL)
- Internal channel opening 3/4" wide x 3/8" high
- Maximum Weight Capacity: 2,000 lbs/sq.in.
- Articulating piece connection make it possible to turn unit around obstructions or to create a change in direction. Maximum turn per segment is approximately 8-10- degrees.

ALSO AVAILABLE IN MEDIUM AND LARGE

RACK GUARD

Product Code	Dimensions	Fits Racking	Wt.
CEP-1702	6"X5"X8"	1.5"X3"	2 lb.
CEP-1703	6"X5"X8"	3"X3"	2 lb.



Eagle Rack Guard is designed to help prevent rack and shelving damage from forklifts and pallet trucks. Quick and Easy snap on design, these models require no tools to install and can be stacked for a desired height to comply with the international standard of 16".

Color: Yellow

BARRICADE SYSTEMS



Product Code	Description
CEP-1840PEDX	Ped-X Barricade, Lime, Ped-X-ing Sheeting
CEP-1840NS	Ped-X Barricade, Lime, No Sheeting

Barricades fold flat for easy transport.



ULTRA PROTECTORS



Product Code	Description	
CEP-1525	Post Protectors	For 4" posts— 4 1/2" dia. x 52"
CEP-1526	Post Protectors	For 6" posts— 6 5/8" dia. x 52"
CEP-1521	Beam Protectors	7 1/2" x 8 1/2" x 36"
CEP-1523	Corner Protectors	5 3/4" x 5 5/8" x 42"
CEP-1522	Wall Protectors	2" x 6" x 48"

Post Protectors


- Come in custom colors for the top cap and bottom.
- Preformed channel in top of post can be used for promotional or cautionary signage.

Beam Protectors

- Modular design — install in "stacked" mode to protect from high-reaching equipment.
- Special designed groove allows for easy install.

Corner and Wall Protectors

- Buffer your facility from material handling damage.



BOLLARD POST & SLEEVE COMBOS

Product Code	Description	Bollard Dims.	Post Sleeve	Item	Weight
1743PS	4" Round Bollard Post w/4" Smooth Post Sleeve	36"h x 4.5" dia.	5" dia. X 36"h	2	50lbs.
1744PS	4" Round Bollard Post w/4" Smooth Post Sleeve	42"h 4.5" dia.	5" dia. x 42" h	2	55 lbs
1764PS	6" Round Bollard Post w/6" Smooth Post Sleeve	42"h x 6.625" dia.	7" dia x 42" h	2	77 lbs



COLUMN/CORNER PROTECTORS®

Product Code	Description	
CEP-1706	Column Protector	24" x 24" x 42"
	For 6" Column	
CEP-1708	Column Protector	24" x 24" x 42"
	For 8" Column	
CEP-1710	Column Protector	24" x 24" x 42"
	For 10" Column	
CEP-1712	Column Protector	24" x 24" x 42"
	For 12" Column	
CEP-1738	Post Protector	
CEP-1720	Sm. Corner Protectors	21" H, 5 lb. ea. Set of 2
CEP-1725	Lg. Corner Protectors	42" H, 10 lb. ea. Set of 2



CEP is your "One Stop Shop" for Environmental Products!

Same Day Shipment - 24 Hour Service

www.cepsorbents.com

CLEARANCE BARS

Product Code	Description	Dimensions	Weight
CEP-1780	5" Clearance bar	5" dia x 76"	7 lbs
CEP-1781	7" Clearance bar	7" dia x 77"	9 lbs

Chain not included.



POST SLEEVES

Product Code	Description	Dimensions
CEP-POSTSLV-1732	4" Post Sleeve	
CEP-POSTSLV-1730	6" Post Sleeve	
CEP-POSTSLV-1738	8" Post Sleeve	
CEP-POSTSLV-1730-72	6" Post Sleeve	72"H
CEP-POSTSLV-1738-72	8" Post Sleeve	72"H

- Standard color is yellow.
- Add:

W=White	R=Red	GN=Green	OR=Orange
LM=Lime	BR=Brown	Blk=Black	

 to part number.



POLY CURB RAMP

Product Code	Description	Dimensions
CEP-CRAMP-1794	Poly Curb Ramp	28"Wx27"Lx4"H

HQ
HIGHEST
QUALITY

